






<b>PPE PERSONAL PROTECTION ELEMENTS PROTOCOL IN DENTAL CLINICS FOR SARS- CoV2 (COVID-19)</b>	<b>SERVICES AGREEMENT</b>
<b>DENTAL CLINIC COLSANITAS ODONTOSANITAS</b>	<b>Version 1 06-Jun-2020</b>

<p><b>3. Hand hygiene</b> Rub your hands with glycerinated alcohol for at least 30 seconds</p>	
<p><b>4. Anti-Fluid Gown</b> Put the gown on and tie it completely around the neck and waist Covering wrists</p>	
<p><b>5. N95 respirator</b> Put on the mask Squeeze and fit in the nose area Fit under the chin Perform fit test. Check that it is well sealed and remember that once the gloves are put on, it will not be possible to touch it to rectify or adjust its position</p>	
<p><b>6. Disposable medical hat:</b> Correctly collect the hair and place the hat</p>	
<p><b>7.Face shield and / or safety goggles</b> Put on eye protection Adjust the glasses and the face shield. Check that it is adjusted and in the correct position. Remember that once the gloves are on, it will not be possible to touch it to rectify or adjust its position</p>	

<b>PPE PERSONAL PROTECTION ELEMENTS PROTOCOL IN DENTAL CLINICS FOR SARS- CoV2 (COVID-19)</b>	<b>SERVICES AGREEMENT</b>
<b>DENTAL CLINIC COLSANITAS ODONTOSANITAS</b>	<b>Version 1 06-Jun-2020</b>











<p><b>8. Gloves</b> Disinfect your hands with isopropyl alcohol and double glove covering the cuff of the gown.</p>	
---	---







Table 1

Withdrawal of PPE at Dental Clinics	
<p><b>1. Sanitize your hands</b> Before removing gloves use alcohol-based hand sanitizer for 30 seconds before removing PPE</p>	
<p><b>2. Gloves</b> Avoid touching the outside of the contaminated glove            ✓ To remove the glove, pinch and hold it with the glove of the other hand between the palm and the wrist area.            ✓ Peel the glove off your wrist until it turns over and covers your fingers.            ✓ With the hand that remains half gloved, before removing the glove completely, pinch and hold the hand that is still fully gloved between the palm and the wrist.            ✓ Peel the glove off your wrist until it is turned over and cover your fingers.</p>	
<p><b>3. Hand washing</b> Wash hands with antibacterial soap for 40 seconds before removing PPE</p>	

<b>PPE PERSONAL PROTECTION ELEMENTS PROTOCOL IN DENTAL CLINICS FOR SARS- CoV2 (COVID-19)</b>	<b>SERVICES AGREEMENT</b>
<b>DENTAL CLINIC COLSANITAS ODONTOSANITAS</b>	<b>Version 1 06-Jun-2020</b>

<p><b>4. Face shield</b> Remove the face shield from the back, without touching the outside of the acetate</p>	
<p><b>5. Hand hygiene</b> Rub your hands with glycerinated alcohol for at least 30 seconds</p>	
<p><b>6. Anti-Fluid Gown</b> Spray with 70% alcohol between patient and patient, Remove the gown, being careful not to touch the uniform provided. When removing it, leave it wrapped with the internal part (not contaminated) facing out, leaving the contaminated area on the internal side. Deposit it in the laundry container</p>	
<p><b>7. Hand hygiene</b> Rub your hands with glycerinated alcohol for at least 30 seconds</p>	
<p><b>8. Safety goggles</b> Remove the glasses without touching the outside</p>	
<p><b>9. Hand Hygiene</b> Rub your hands with glycerinated alcohol for at least 30 seconds</p>	

<b>PPE PERSONAL PROTECTION ELEMENTS PROTOCOL IN DENTAL CLINICS FOR SARS- CoV2 (COVID-19)</b>	<b>SERVICES AGREEMENT</b>
<b>DENTAL CLINIC COLSANITAS ODONTOSANITAS</b>	<b>Version 1 06-Jun-2020</b>

<p><b>10. Disposable shoe cover</b> (Procedures generate aerosols) Remove shoe covers</p>	
<p><b>11. Hand Hygiene</b> Rub your hands with glycerinated alcohol for at least 30 seconds</p>	
<p><b>10. Disposable medical hat</b> Remove the hat from the back avoiding touching the outer surface</p>	
<p><b>11. Hand Hygiene</b> Rub your hands with glycerinated alcohol for at least 30 seconds</p>	
<p><b>12. N95 respirator</b> Remove the N95 respirator by loosening the rubber strips on the back without touching the outside of the respirator</p>	
<p><b>13. Hand Washing</b> Wash your hands with antibacterial soap and perform a complete technique for 40 seconds.</p>	



**PPE PERSONAL PROTECTION ELEMENTS PROTOCOL IN DENTAL CLINICS FOR SARS- CoV2 (COVID-19)**

**SERVICES AGREEMENT**

**DENTAL CLINIC COLSANITAS ODONTOSANITAS**

**Version 1  
06-Jun-2020**



Instituto Global de Excelencia Clínica

Recomendación de uso	Figura de mano	Gorro	Gafas o Carera	Respirador N95	Mascarilla Quirúrgica	Bata manga larga impermeable	Botas de plástico o de goma	Protección plástica	Polvos	Guantes de látex	Guantes de nitrilo	Guantes de vinilo	Guantes de algodón	Guantes de cuero	Figura de manos	Substitución de la máscara	Retiro o eliminación de la PPE
<b>Recomendación de uso</b>	Realizar si momento / No usar mascarilla, si se realiza, se debe cubrir la nariz y la boca.	Una abrigadora / No usar abrigadora por arriba, no cubrir la nariz.	Utilizar y distribución de los elementos de protección personal de acuerdo a la actividad a realizar.	Dispositivo de protección respiratoria que filtre al menos el 95% de las partículas que tengan un diámetro de 0.3 micras.	Dispositivo de protección que cubra la nariz y la boca.	Protección que cubra todo el cuerpo y que sea impermeable.	Protección que cubra todo el pie y que sea impermeable.	Protección que cubra todo el cuerpo y que sea impermeable.	Protección que cubra todo el cuerpo y que sea impermeable.	Protección que cubra todo el cuerpo y que sea impermeable.	Protección que cubra todo el cuerpo y que sea impermeable.	Protección que cubra todo el cuerpo y que sea impermeable.	Protección que cubra todo el cuerpo y que sea impermeable.	Protección que cubra todo el cuerpo y que sea impermeable.	Protección que cubra todo el cuerpo y que sea impermeable.	Protección que cubra todo el cuerpo y que sea impermeable.	Protección que cubra todo el cuerpo y que sea impermeable.
<b>Clínica Odontológica</b>																	
<b>Auxiliar</b>																	

**Description of PPE according to position:**

1) If PGA procedures IF AEROSOLS generators (Isolation A): Endotracheal intubation and extubation, manual ventilation before intubation, manual ventilation, non-invasive ventilation with positive pressure / co (CPAP, BIPAP), hygiene via a Ger. , Aspiration of secretions, Open riordan, thoracostomy to closed drainage, open or percutaneous tracheostomy, change of tracheostomy tube, activities in which the ventilatory system is disconnected.

All laparoscopic and open surgeries, especially if they require the use of electrosurgery (which includes the use of the electrosurgical unit), bronchoscopy and related procedures, Endoscopic and non-endoscopic procedures of the aeoridigestive tract including fiberoptic laryngoscopy, laryngostroboscopy, endoscopic swallowing evaluation, endoscopic bronchial ultrasound, trans esophageal echocardiography, labor and delivery care.upper aerodigestive tract (Ear , nasal cavity, oral cavity, forging and larynx), treatment with noboliosdoc obtaining samples of sputum and induced sputum, upper and lower gastrointestinal endoscopy Endoscopic and non-endoscopic



<b>PPE PERSONAL PROTECTION ELEMENTS PROTOCOL IN DENTAL CLINICS FOR SARS- CoV2 (COVID-19)</b>	<b>SERVICES AGREEMENT</b>
<b>DENTAL CLINIC COLSANITAS ODONTOSANITAS</b>	<b>Version 1 06-Jun-2020</b>



Instituto Global de  
Excelencia Clínica

procedures of the aerodigestive tract including fiberoptic laryngoscopy, laryngostroboscopy, endoscopic swallowing evaluation, endoscopic bronchial ultrasound, trans esophageal echocardiography, labor and delivery care.

2) Negative PGA NON-AEROSOL Generating Procedures (Isolation C /: Evolution of the patient, administration of medications, Taking vital signs, Use of inhalers, Use of respiratory incentives, Patient bath, Portable chest x-ray.

Support for

3). Perform Emotional: phone extensions:

5711563 (059) / 5711

1.PROTOCOL EPP- ISOLUCION, Folder COVID-19

-GET UPDATE

COVID-19 (web)

2.POLL

Quality and safety care survey: (Measures 3 or more times per week) [https:// bitly / 3bxV0AB](https://bitly/3bxV0AB)

1. Perform Cross Check

EPP Posture and retreat (I enter two companions)

2. Being an Angel of biosecurity

<b>PPE PERSONAL PROTECTION ELEMENTS PROTOCOL IN DENTAL CLINICS FOR SARS- CoV2 (COVID-19)</b>	<b>SERVICES AGREEMENT</b>
<b>DENTAL CLINIC COLSANITAS ODONTOSANITAS</b>	<b>Version 1 06-Jun-2020</b>

(You during the entire shift) identifies and requests correction of unsafe actions

3. Make safety stop: Before receiving and during the shift (all areas), Leader asks aloud, evaluates and asks for correction:

3.1 Everyone cleaned their hands and face (lubricated them)

3.2 They changed their suits and shoes

3.3 They have their PPE complete and in good condition 3A Cleaning and disinfection of scissors, monitors, pumps infusion, lectern, patient unit, keyboard, printer and medical records.

## BIBLIOGRAPHY

- This information is derived from provisional recommendations of the Organization World Health. The complete document can be consulted at: World Health

## Departamento de Odontología

<b>PPE PERSONAL PROTECTION ELEMENTS PROTOCOL IN DENTAL CLINICS FOR SARS- CoV2 (COVID-19)</b>	<b>SERVICES AGREEMENT</b>
<b>DENTAL CLINIC COLSANITAS ODONTOSANITAS</b>	<b>Version 1 06-Jun-2020</b>

Organization. Rational use of personal protective equipment for coronavirus disease 2019 (COVID-19): Interim guidance, 27 February 2020. Consulted in network in March 2020, in:

[https://apps.who.int/iris/bitstream/handle/10665/331215/WHO-2019-nCov-IPCPPE\\_use-2020.1-eng.pdf](https://apps.who.int/iris/bitstream/handle/10665/331215/WHO-2019-nCov-IPCPPE_use-2020.1-eng.pdf)

- PPE recommendations for health personnel according to the care area for COVID-19. IETS-ACIN Consensus
- Preventive Measures against the Coronavirus (COVID-19) in the Dental Consultation. V4 April 2020
- BIOSAFETY MANUAL Dentistry, version 1 September 2019
- GENERAL GUIDELINES FOR THE USE OF CONVENTIONAL TOUGH PADS AND HIGH EFFICIENCY MASKS, GIPS18, Version 03 MINISTRY OF HEALTH AND SOCIAL PROTECTION BOGOTÁ, MAY 2020

## PRODUCED BY:

### **Martha Inés Luna Ríos**

Odontosanitas Director

### **Diana Bermúdez**

Coordinator of the Infections Committee Reina Sofía Clinic

### **Bibiana García**

Keralty Quality Manager

### **Yira Marcela Torres**

Keralty Quality Nurse

## REVIEWED BY

### **Dr. Fredy Guevara Pulido**

National Head of the Department of infectious diseases

Colsanitas Clinic





<b>PPE PERSONAL PROTECTION ELEMENTS PROTOCOL IN DENTAL CLINICS FOR SARS- CoV2 (COVID-19)</b>	<b>SERVICES AGREEMENT</b>
<b>DENTAL CLINIC COLSANITAS ODONTOSANITAS</b>	<b>Version 1 06-Jun-2020</b>



Instituto Global de  
Excelencia Clínica

### **APPROVED BY**

**Dr. Luis Enrique Bernal**

Keralty Dental Manager

**Dr. Carlos Álvarez**

Vice President of Health Clinics Colsanitas

**Keralty Public Health Commission COVID-19**

**End of document.**